

Order code: ID2IPUXXBAA

Industrial Power Unit Controller

Data Sheet

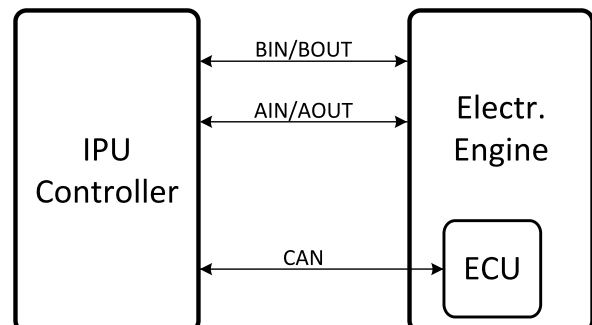
Product description

The InteliDrive IPU is a cost effective and sophisticated engine controller, which features outstanding control, monitoring and protection for both mechanical and electronic diesel/gas engines – all in one unit. The controller is suitable for pumps, compressors, and other simple engine control requirements.

Key features

- ▶ Engine controller for land-based and marine Tier4 applications
- ▶ Control, monitoring and protection for both mechanical and electronic diesel/gas engines in one unit
- ▶ Automatic, manual or remote start/stop of the engine
- ▶ Support of engines with Electronic Control Unit (ECU) - J1939 or Cummins Modbus
- ▶ Analog oil pressure, water temperature, fuel level, battery voltage, engine speed (pick-up)
- ▶ Smooth engine speed control by Up/Down controller buttons, binary inputs for predefined speed options, Speed Up/Down binary inputs or one analog input
- ▶ Selectable protections alarm/shutdown
- ▶ 3 levels of password protection
- ▶ Ethernet, USB, GSM/GPRS, RS485 or RS232/Modem/Modbus communication
- ▶ Automatic SMS on alarm
- ▶ On-line control and monitoring over web pages (embedded web server)
- ▶ 2 languages (user changeable)
- ▶ Real time clock and event history log
- ▶ Push buttons for simple control, lamp test
- ▶ Front panel sealed to IP65
- ▶ EN, UL certifications

Application overview



Technical data

Power supply

Power supply range	8 - 36 V DC
Power supply drop-out immunity	100 ms (from min. 10 V)
Power consumption	440 mA @ 8 V; 40 mA @ 36 V
Backup battery type	CR 1225
Estimated backup battery lifetime	10 years

Operating conditions

Operating temperature	-20 .. +70 °C
Operating humidity	95% non-condensing (IEC/EN 60068-2-30)
Protection degree (front panel)	IP65
Vibration	5-25 Hz, +/- 1,6 mm; 25-100 Hz, a = 4 g
Shocks	a _{max} 200 m/s ²
Storage temperature	-30 .. +80 °C

Binary inputs

Number	4 non-isolated
Input resistance	4,2 kΩ
Common pole	Positive, V _s = 8 - 36 V DC
Close/Open indication	0 - 2 V close contact 4 V - V _s open contact

Binary outputs

Number	4 non-isolated
Operating voltage	8 - 36 V DC
Switching to	negative supply terminal
Max current	0,5 A (2 A per group)

Analog inputs

Number	3 non-isolated
Electrical range	0 - 2500 Ω
Resolution	10 bits, 4 digits
Precision	±2 % ±2 Ω out of measured value
Supported sensor types	Predefined: VDO 10Bar, VDO Temperature, VDO Fuel level User-defined: 30 points non-linear sensors can be defined by the user

Communication

CAN	External modules 250 kbps, max 200 m Isolated
-----	---

Magnetic pick-up

Voltage input range	2 - 70 V _{pp}
Frequency input range	4 Hz - 10 kHz (min 2 V _{pp} @ 4Hz - 4 kHz, 6 V _{pp} @ 10 kHz)
Frequency measurement tolerance	0.2 %

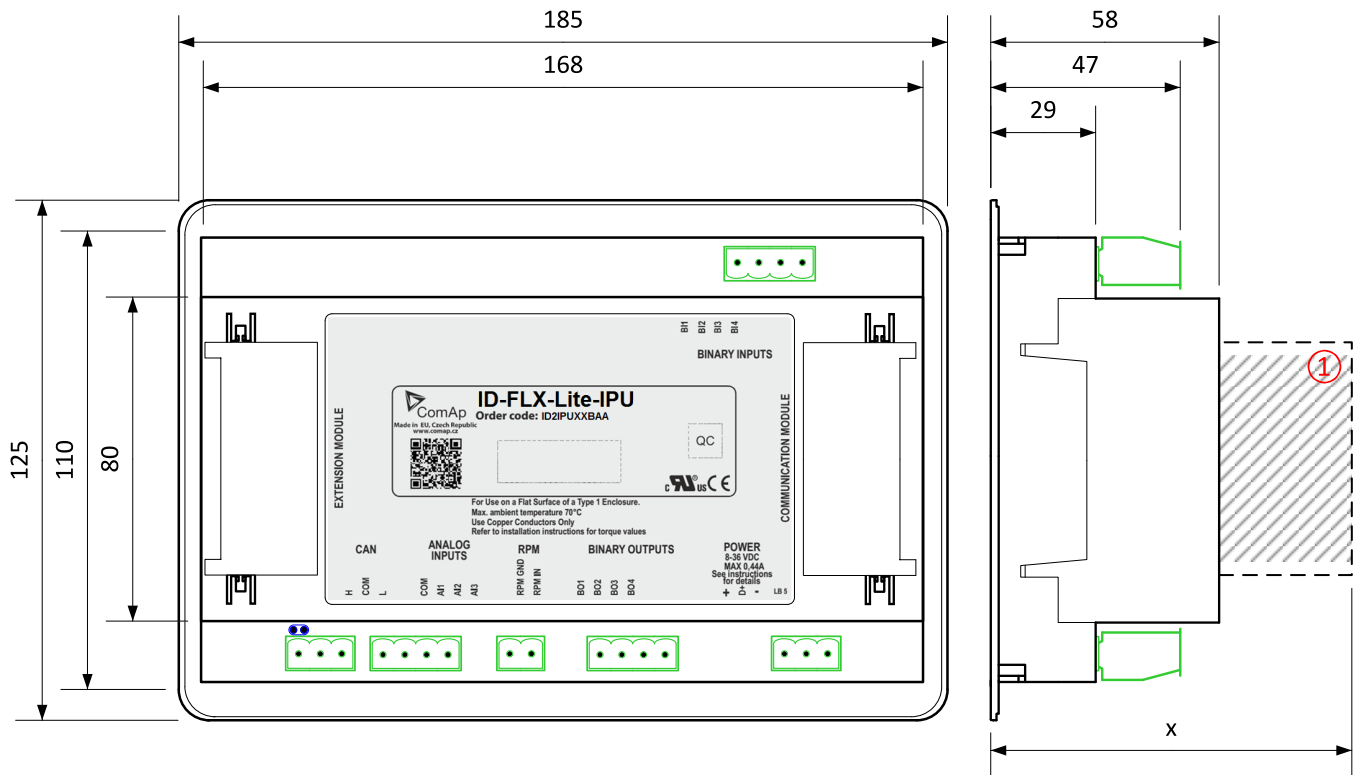
D+

Excitation current	300 mA, during the engine start only
Charging fail threshold	80 % of U _{supply}
Voltage range	0 - 60 V (max. 70 V)
Voltage accuracy	±0.1 V

Display

Type	Built-in monochromatic
Resolution	128x64

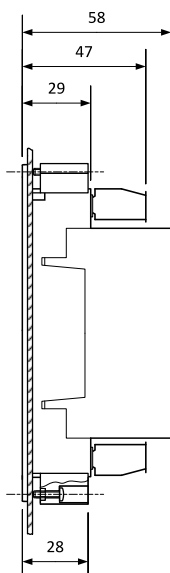
Dimensions, terminals and mounting



① Plug in module

Note: Dimension x depends on plug-in module

Panel door mounting



Overview of parameter x

Plug-in module	Parameter x [mm]
IL-NT-AOUT8	75
IL-NT-BIO8	74
IL-NT-IO1	75
IL-NT-AIO	75
IL-NT-RS232	113
IL-NT-RS232-485	115 @ RS232 / 74 @ RS485
IL-NT-S-USB	128
IB-Lite	108
IL-NT-GPRS	122

Note: Parameter x includes reserve for connectors of plug-in modules.

Note: The controller is to be mounted onto the switchboard door. The requested cut-out size is 175x115 mm. Use the screw holders delivered with the controller to fix the controller into the door.

Available extension modules

Product	Description	Ordercode
IL-NT-AOUT8	8 analog outputs packed in a unit	IL-NT-AOUT8
IL-NT-BIO8	8 binary inputs in a unit (HW switchable to 8 binary outputs)	IL-NT-BIO8
IL-NT-IO1	4 binary inputs and 4 analog inputs in a unit	IL-NT-IO1
IL-NT-AIO	4 configurable analog inputs and 1 configurable analog output in a unit	IL-NT-AIO
IGL-RA15	15 binary LED output (3 colors) packed in a rugged metal unit	IGL-RA15
IL-NT-RS232	Communication module which provides additional RS232 interface for controller	IL-NT-RS232
IL-NT-RS232-485	Communication module which provides additional RS232 and RS485 interface for controller	IL-NT-232-485
IL-NT-S-USB	Communication module which provides additional USB interface for controller	IL-NT-S-USB
IB-Lite	Communication module which provides additional Ethernet interface for controller	IB-Lite
IL-NT-GPRS	Communication module with integrated GSM modem with GPRS Internet connection	IL-NT-GPRS
I-LB+	Direct connection (PC) to all controllers on CAN2	I-LB+
InternetBridge-NT	Multiple Internet connections (PC and Modbus) to all controllers on CAN2 or RS485	IB-NT

Certificates and standards

<ul style="list-style-type: none"> ▶ EN 60068-2-30 ▶ EN 61000-6-1 ▶ EN 61000-6-2 ▶ EN 61000-6-3 ▶ EN 61000-6-4 ▶ EN 61010-1 	
---	---